

American R/D

C-515 REDUCED WALL DUCTILE IRON RESILIENT WEDGE VALVE



4" THROUGH 12"

Model 2638

4", 6", 8", 10" & 12"
AWWA C-515 250 PSI
ULFM Approved 200 PSI
NSF 61 Approved
Full Water Way
C-R Coated
10 Year Limited Warranty

C-515 DUCTILE IRON RESILIENT WEDGE VALVE

As a leader in the gate valve industry, American R/D manufactures three different types of gate valves for the water and wastewater industry. American R/D is proud to offer its series 50 line AWWA C-500 Rotating/Revolving disc, our series 100 AWWA C-500 Solid Wedge, and our AWWA C-509 & C-515 resilient wedge gate valve.

One of our sister divisions, Clow Valve, was the first to introduce and still leads in the engineering/technology and design of this bubble tight resilient wedge gate valve.

Now, American R/D introduces its full line of resilient wedge gate valves 2"-48" which are appropriate for the water industry. These resilient wedge gate valves complement and add to the most complete AWWA gate valve line offered in our industry---American R/D gate valves.

RECOMMENDED SPECIFICATIONS FOR C-515 DUCTILE IRON RESILIENT WEDGE GATE VALVES

American R/D VALVE COMPANY

Valves shall conform to the latest revision of AWWA Standard C-515 covering resilient seated gate valves for water supply service.

The valves shall have a ductile iron body, bonnet, and o-ring plate. The wedge shall be totally encapsulated with rubber.

The sealing rubber shall be permanently bonded to the wedge per ASTM D429.

Valves shall be supplied with o-ring seals at all pressure retaining joints. No flat gaskets shall be allowed.

The valves shall be either non-rising stem or rising stem, opening by turning left or right, and provided with 2" square operating nut or a handwheel with the word "Open" and an arrow to indicate the direction to open.

Stems for NRS assemblies shall be cast bronze with integral collars in full compliance with AWWA. OS & Y (rising stems) shall be bronze. All stems shall operate with bronze stem nuts independent of wedge and of stem (in NRS valves). Stainless steel stems or stem nuts are not allowed. NRS stems shall have two o-rings located above thrust collar and one o-ring below. Stem o-rings shall be replaceable with valve fully opened and subjected to full pressure. The NRS stems on 4" - 12" shall also have two low torque thrust bearings located above and below the stem collar to reduce friction during operation.

Waterway shall be smooth, unobstructed and free of all pockets, cavities and depressions in the seat area. Valves 4" and larger shall accept a full size tapping cutter.

The body, bonnet, and o-ring plate shall be fusion-bond epoxy coated, both interior and exterior on body and bonnet. Epoxy shall be applied in accordance with AWWA C-550 and be NSF 61 approved.

Each valve shall have maker's name, pressure rating, and year in which it was manufactured cast in the body. Prior to shipment from the factory, each valve shall be tested by hydrostatic pressure equal to the requirements of AWWA C-515 (and ULFM where applicable).

Valves shall have all component parts cast and assembled in the USA and shall be manufactured by the American R/D Valve Company.

AMERICAN R/D ULFM - AWWA R/W VALVE

Features and Benefits

DELFIN THRUST BEARINGS ABOVE AND BELOW THE THRUST COLLAR REDUCE FRICTION AND MINIMIZE OPERATING TORQUES.

ELECTRO-PLATED NUTS AND BOLTS PROVIDE LONG-LIFE CORROSION PROTECTION. STAINLESS STEEL BOLTS AND NUTS ARE AVAILABLE WHEN REQUESTED.

LONG, TROUBLE FREE LIFE WITH HIGH STRENGTH, NON-CORROSIVE BRONZE STEM AND STEM NUT.

100% COATED WEDGE ENSURES BUBBLE-TIGHT SEAL EVERY TIME UP TO 250 PSI. WITH TWIN SEAL DESIGN.

SMOOTH, UNOBSTRUCTED WATERWAY IS FREE OF POCKETS, CAVITIES, AND DEPRESSIONS ALLOWING FOR MINIMAL FLOW LOSS AND LOWER PUMPING COSTS.
ALL VALVES ACCEPT FULL SIZE TAPPING CUTTER.

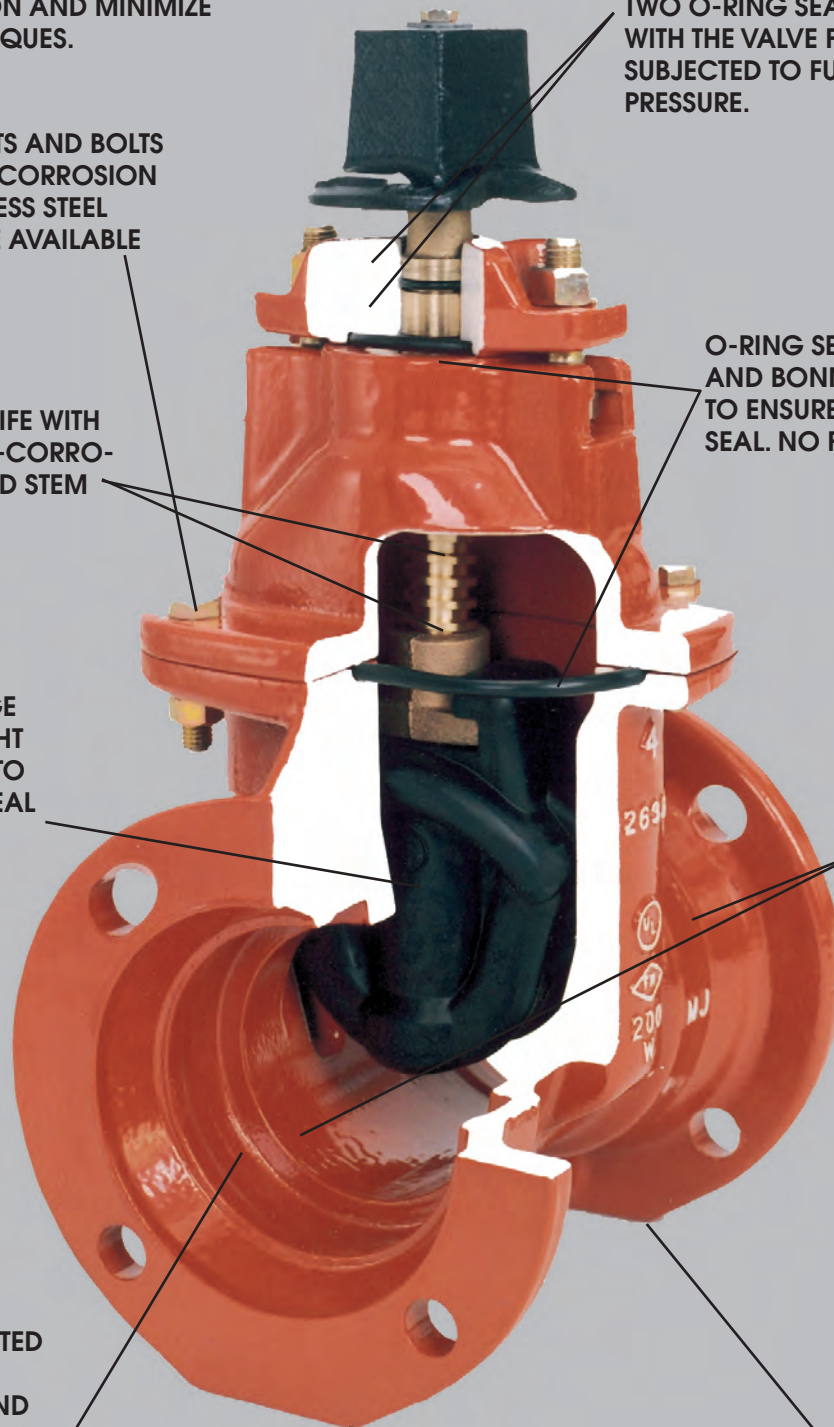
TWO O-RING SEALS ARE REPLACEABLE WITH THE VALVE FULLY OPEN AND SUBJECTED TO FULL-RATED WORKING PRESSURE.

O-RING SEALS AT STUFFING BOX AND BONNET TO BODY FLANGES TO ENSURE THE BEST POSSIBLE SEAL. NO FLAT GASKETS.

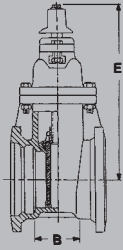
American R/D CORROSION RESISTANT FUSION-BONDED EPOXY COATING, CONFORMING TO AWWA C-550 AND NSF61 AP-PROVED, PROTECTS BOTH INSIDE AND OUTSIDE OF VALVE.

PADS ON THE BOTTOM OF ALL VALVES KEEP VALVE IN UPRIGHT POSITION FOR EASIER STORAGE AND PROTECTION FROM THE ELEMENTS.

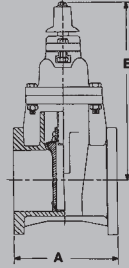
ALL VALVES ARE RATED AT 250 PSI FOR AWWA SERVICE AND 200 PSI FOR ULFM SERVICE. ALL VALVES ARE HYDROSTATICALLY TESTED TO 500 PSI.



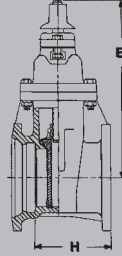
AVAILABLE END CONNECTIONS & DIMENSIONS FOR 4" - 12" American R/D C-515 DUCTILE IRON RESILIENT WEDGE VALVE



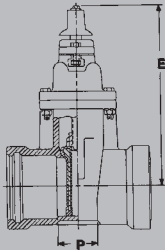
F-6100
MECHANICAL JOINT
4" • 12"



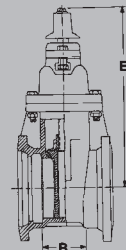
F-6102
FLANGED
4" • 12"



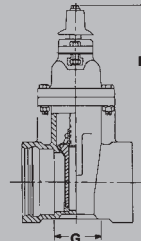
F-6106
FLGD. & MECH. JT.
4" • 12"



F-6110
PUSH ON FOR
SDR PVC
4" • 8"



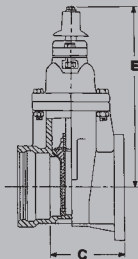
F-6111
MECHANICAL
CUTTING IN JOINT
4" • 12"



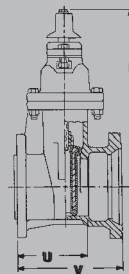
F-6112
TYTON ENDS
FOR DUCTILE IRON
AND C900 PVC PIPE
4" • 12"

NOTE:

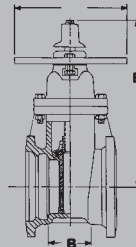
It is recommended that valves be installed with stems vertical when used in raw sewage or sludge applications or in water with excessive sediment.



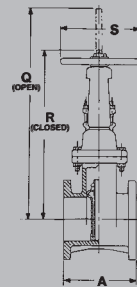
F-6113
FLANGED & TYTON
4" • 12"



F-6114
MECH. JT. FOR TAPPING
4" • 12"



F-6120
MECHANICAL JOINT
INDICATOR POST VALVE
4" • 12"



F-6136
FLGD. OS & Y CONSTRUCTION
4" • 12"

MODEL 2638

	A	B	C	E	G	H	P	Q	R	S	U	V	No. of Turns to Full Open
4"	9	4-1/2	6-3/4	14-3/4	4-1/2	6-3/4	4-1/2	22-3/4	18-1/4	10	6-3/4	9-1/4	13-1/2
6"	10-1/2	5-1/2	7-7/8	19	5-1/4	7-3/4	5	30-1/8	23-3/4	12	8	10-1/2	19-1/2
8"	11-1/2	8-1/8	8-1/2	22-1/2	5-5/8	9-3/4	5-1/2	37-3/4	29-1/4	14	10-3/4	13-1/4	25-1/2
10"	13	10-1/2	10	26-1/2	7	11-3/4	-	45-3/4	35-3/8	18	11-3/4	14-1/4	31-1/2
12"	14	10-3/4	11-1/4	30	8-1/2	12-3/8	-	53-1/8	40-3/8	18	12-3/8	15	37-3/4

American R/D
1800 Greenbrier Dear Rd.
Anniston, AI 36207
Phone 256-831-2236
Fax 256-831-2884
A Division of McWane, Incorporated
www.american-rd.com